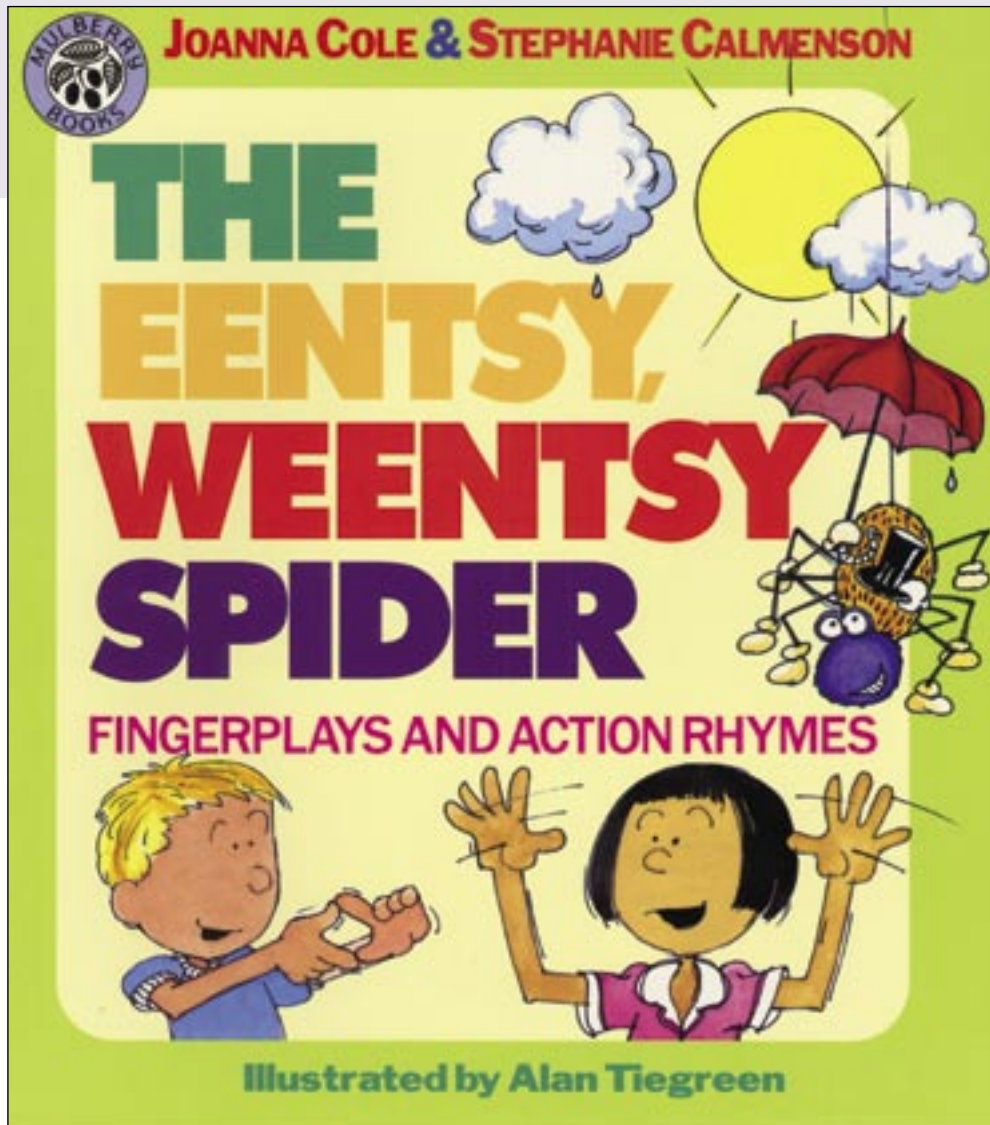


The Eentsy, Weentsy Spider

By Joanna Cole and Stephanie Calmenson


A collection of play rhymes including: "The Wheels On the Bus," "The Hammer Song," "I'm A Little Teapot" and "Where Is Thumbkin?"



First Reading

Before you begin reading the book, **set the stage** with an introduction. Here are some ideas or you could make up your own.

Read the rhymes and model the actions for your child, then encourage your child to participate by performing the actions by themselves.



Read It Again (and Again) and Start a Conversation

Read *Ten Little Firefighters*. Ask your child what firefighters do. Does he know any firefighters?

Read *Two Fat Sausages*. Ask your child if he likes to eat sausage. If not, what does he like to eat? What else can you cook in a pan? What other kinds of objects can you use to cook in?

Read the rhyme *Apples*. Ask your child where apples grow. That's right, in trees. What else grows on trees? Ask your child if he has ever picked apples. What was it like?

Read *Ten Little Fingers*. Ask your child what other things he can do with her fingers. Some ideas: play peek-a-boo, clap, tickle, etc.

Read *Grandma's Spectacles*. Ask your child what are "spectacles?" How can he tell?

Read or sing *The Hammer Song*. Ask your child who uses a hammer. Why do they use a hammer? (some examples include: builders build houses, blacksmiths make horseshoes, etc.)

Read or sing *The Wheels on the Bus*. Encourage your child to make up his own verses. Ask him what a cat would say and then sing "The cats on the bus say 'meow, meow, meow...'" Ask him what other animals could ride the bus and what they would say.


Read *The Eentsy, Weentsy Spider* and have your child listen for the rhyming words (words that have the same ending sound).

Have your child do the indicated motions for each of the rhymes to improve his motor skills and coordination.

Play With Language

Game: Counting Syllables

Teach your child some of these simple nursery rhymes. Once he can say the rhyme and is familiar with it, practice counting the words in a sentence one at a time. The focus should be on teaching your child about sentences and words, and that sentences are made up of words. If your child cannot count yet, try using blocks to represent words and build a tower as you say the rhyme. Add one block for each word spoken. Once your child has mastered this game, try counting the syllables in words and then the individual sounds in words.



Game: Fill In the Missing Rhyme

When reading or reciting familiar rhymes and rhyming stories, pause so that your child may fill in the familiar rhyming word. It helps if you emphasize the first rhyming word. For example,

The eentsy, weentsy spider climbed up the water spout,
Down came the rain and washed the spider _____.

From Fee, Fie, Phonemic Awareness by Linda Hohmann...et al.

Rhyme

Fun With Hands

Roll, roll, roll your hands
As slowly as can be;


Roll, roll, roll your hands;
Do it now with me.

Roll, roll, roll your hands
As fast, as fast can be;

Roll, roll, roll your hands;
Do it now with me.

(Continue by substituting other actions: clapping or shaking hands, stamping feet.)





Other Activities To Do Together

Play an **I Spy** alphabet game. When outside walking or in the car, have your child look for objects that start with each letter of the alphabet. For example, “A” for ant and “B” for bus.

Ask your child’s grandparents, aunts and uncles, etc., to share rhymes they remember from their childhood.

Go to the library and check out a CD of rhymes.

Get out some crayons and paper and have your child draw his own pictures for the rhymes.

More Books About Rhymes

Baa Baa Black Sheep by Iza Trapani

Head, Shoulders, Knees, and Toes: And Other Action Rhymes by Zita Newcome

Itsy Bitsy the Smart Spider by Cherise Harper

Knock at the Door and Other Baby Action Rhymes by Kay Chorao

Little Hands Fingerplays and Action Songs: Seasonal Activities & Creative Play for 2 to 6-Year Olds by Emily Stetson

My Very First Mother Goose edited by Iona Opie

Play Rhymes by Marc Brown

