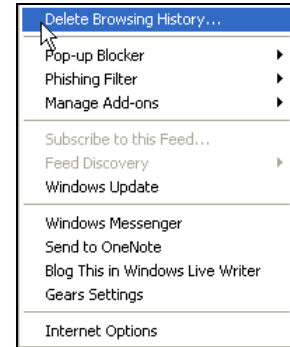


## CLEAR CACHE IN INTERNET EXPLORER

1. Open **Internet Explorer**.
2. Select **Tools** on the Menu bar.
3. Select **Delete Browsing History...**

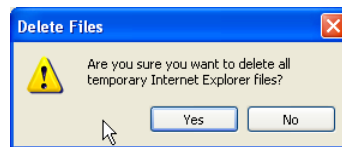


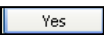
-  **Delete Files from Temporary Internet Files**

I.E. 7.0



I.E 8.0



4. The **Delete Files** dialog box will open, Click  **Yes**. The **Delete Browsing History** dialog box will open and then close after the items have been deleted.

